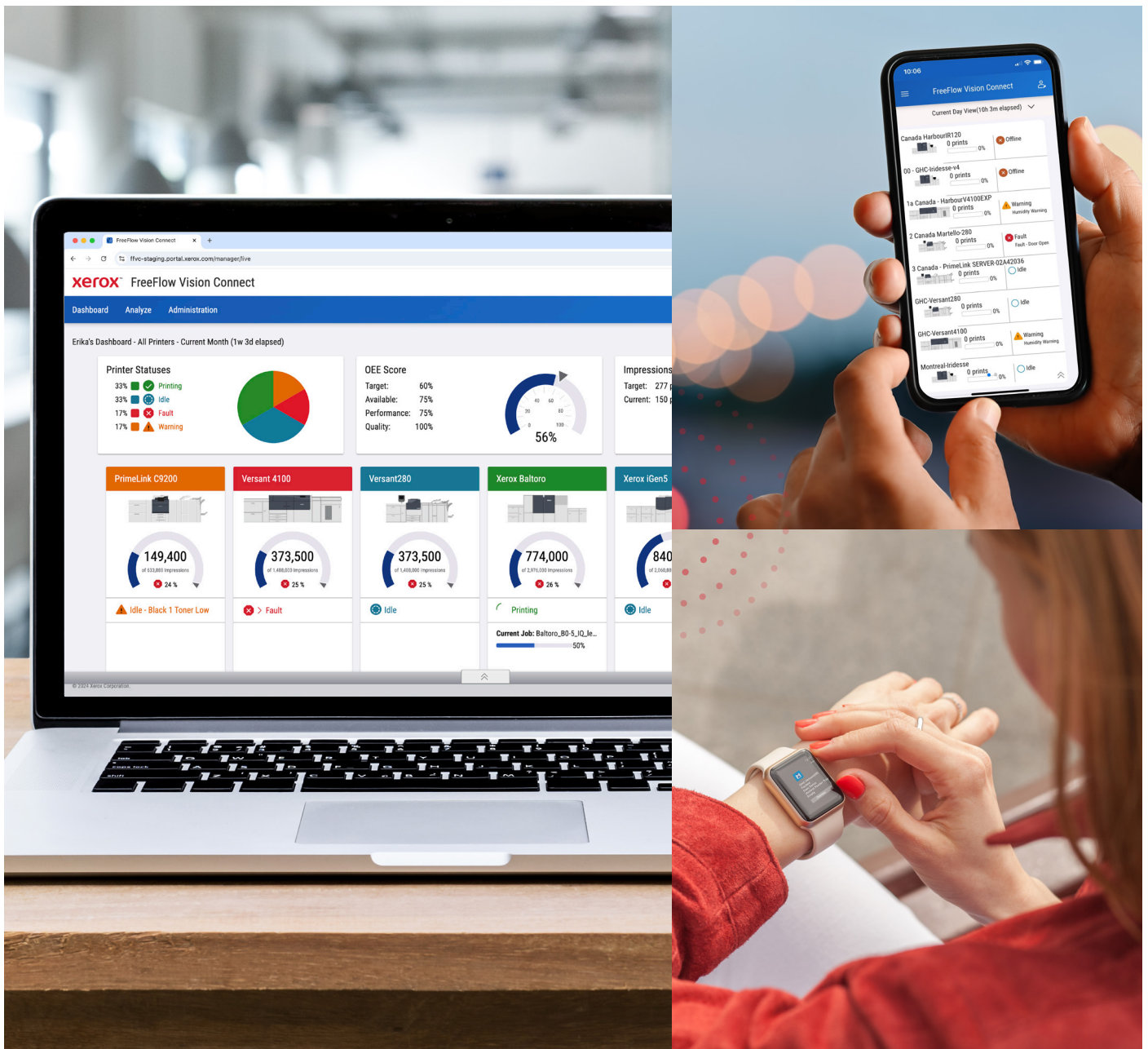


Visualise a more predictively productive future.

Unleash the power of data with Xerox® FreeFlow® Vision Connect Software



Get real-time fleet performance data – anywhere, anytime.

With everything moving faster and costing more, efficiency is a must. But how do you know what needs to be changed in order to produce more with less? It comes down to seeing the right data at the right time with Xerox® FreeFlow® Vision Connect Software.

TAP INTO ULTRA-SIMPLIFIED FLEET DATA COLLECTION

FreeFlow® Vision Connect replaces cumbersome, error-prone manual data collection with live dashboards, easy-to-understand performance visualisations and proactive alerts, all driven by smart automation.

It can monitor presses down the hall, across town or around the globe so you can see what's working well – and what could be better – even if you're not on site.

STAY UP TO DATE WITH LIVE DASHBOARDS

Get an instant view of fleet status via highly intuitive dashboards that visualise performance data in real time.

Easily customise your view to see only the metrics that matter most to your strategic goals. Vision Connect gives you instant insights into Key Performance Indicators (KPIs) by press, shift, day, week, month, quarter or year so you can pinpoint problems, replicate efficiencies and kick-start sluggish ROI.

UNLOCK BREAKTHROUGH VISIBILITY TO OEE

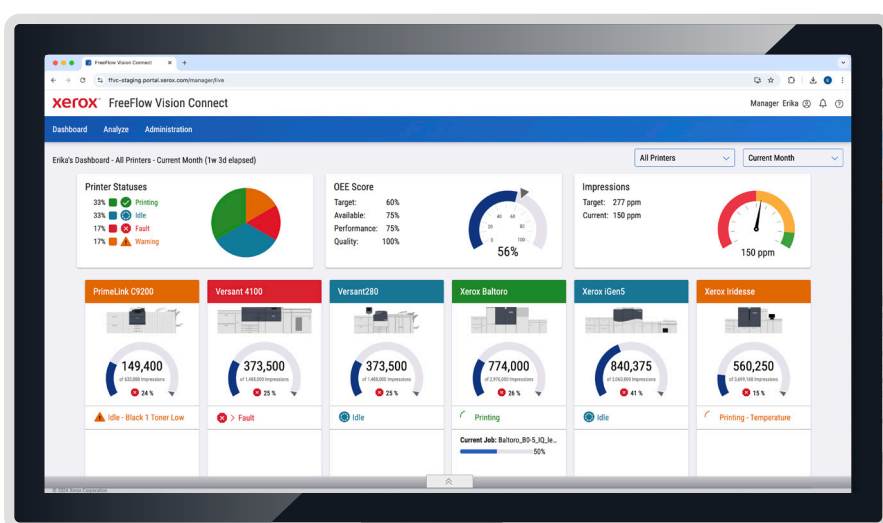
Evaluate your manufacturing efficiency with automated Overall Equipment Effectiveness (OEE) scores. Vision Connect tracks OEE's three key factors, making it easier to see:

Availability – the proportion of planned running time available for production

Performance – the actual running speed of equipment compared to its potential speed

Quality – the proportion of good vs bad printed output

Get an immediate view of the data that matters most, in the way that works best.




See it all from your desktop or production floor monitor.

Tap into essential intel from your phone's web browser.



Get alerts on your watch.

Visualising your path to better press ROI starts here.



Secure cloud connectivity and AI-driven predictive analytics combine to unleash unprecedented access to data and insights that will help keep production, well... productive.

OUTSMART PROBLEMS BEFORE THEY HAPPEN

You can't always be by your presses' sides. Automated and predictive alerts help prevent little issues – such as low paper, almost-empty toner or an issue with press temperature/humidity – from becoming bigger ones.

Once an alert is received, you can make a quick plan to remedy the problem rather than letting it slow or completely sidetrack production.

MAKE FASTER, BETTER-INFORMED DECISIONS

Access, filter and share up-to-date job, press and accounting data using a wide range of customisable reports.

With Vision Connect's exportable reports, you can keep your team up to date on key metrics at a glance, helping them understand how well they're performing against goals. You can also identify trends or anomalies, then take action quickly to improve performance and maximise ROI.




Vision Connect helps any operation unlock better performance.




COMMERCIAL PRINTERS

Overcome labour shortages: Real-time mobile alerts and notifications make it easier to keep presses up and running with fewer staff, while predictive analytics take the guesswork out of ordering consumables like paper, toner and user-replaceable parts.



IN-PLANTS

Overcome doubts: In-plants constantly need to prove value in order to secure funding for equipment or headcount. Tracking KPIs and keeping a real-time remote "eye" on operations can enhance the ability to manage and grow ROI.

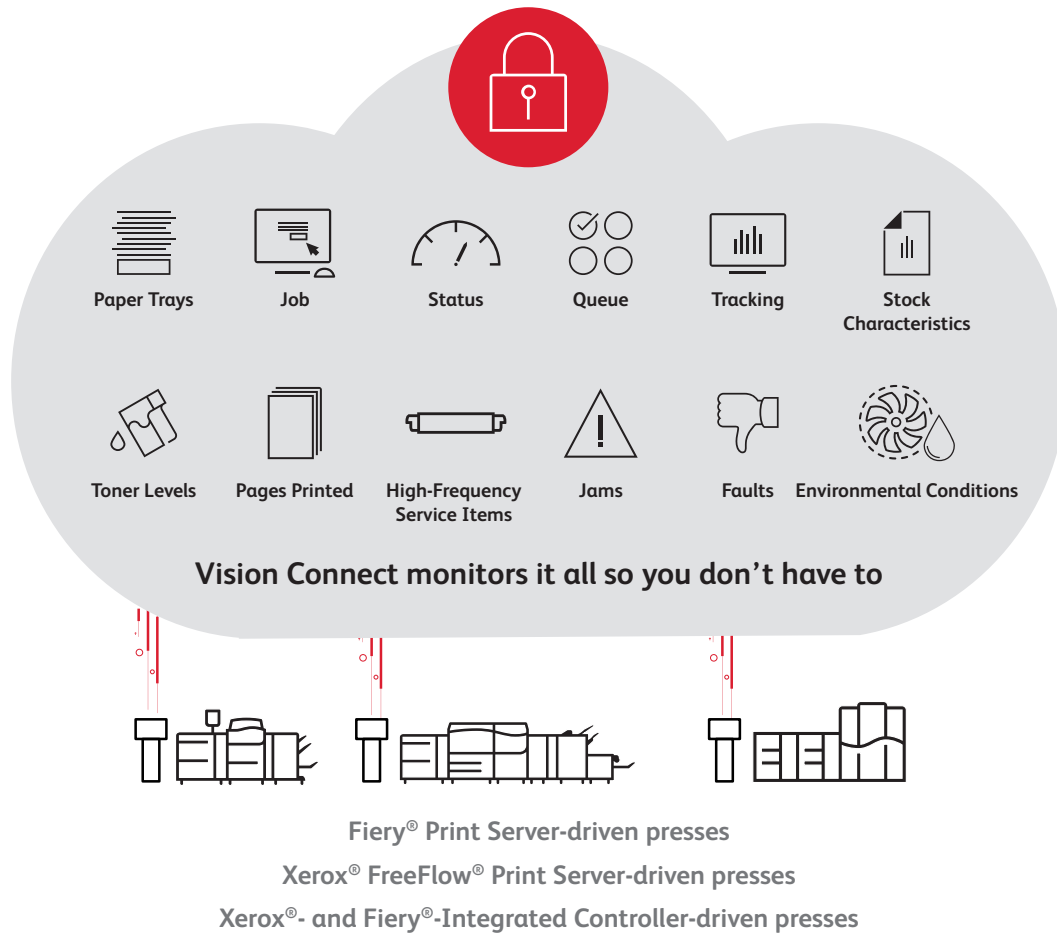


FRANCHISES

Overcome distance: Visibility into a specific franchisee's performance can drive better business decisions, while individual franchise owners – typically carrying a higher investment risk – can use real-time dashboards and analytics to stay on top of business even when they can't be on site.

Lock in better fleet performance.

Tapping into real-time performance insights doesn't have to mean opening your data to outside access. Your Vision Connect account will reside in its own secure space within our encrypted cloud server. Only invited users will see the information that Vision Connect gathers.



ALWAYS ON

Vision Connect combines the power of the cloud with smart automation to continually monitor and visualise your fleet performance.

ALWAYS ACCESSIBLE

Data visualisations and alerts are accessible across devices so you can get the exact information you need, right when you need it.

ALWAYS A TEAM PLAYER

Vision Connect speaks the language of your digital printers and presses, using industry-standard protocols that make it ideal for mixed fleets.*



Find out more at xerox.com/vision.

*Contact your Xerox Representative for a full list of supported devices.

©2025 Xerox Corporation. All rights reserved. Xerox® and FreeFlow® are trademarks of Xerox Corporation in the United States and/or other countries. 01/25 BR40975 TSK-6169 FFSBR-52EC

xerox™